



Brian Sandoval
Governor



Richard Whitley
Director

State of Nevada
Department of Health and Human Services

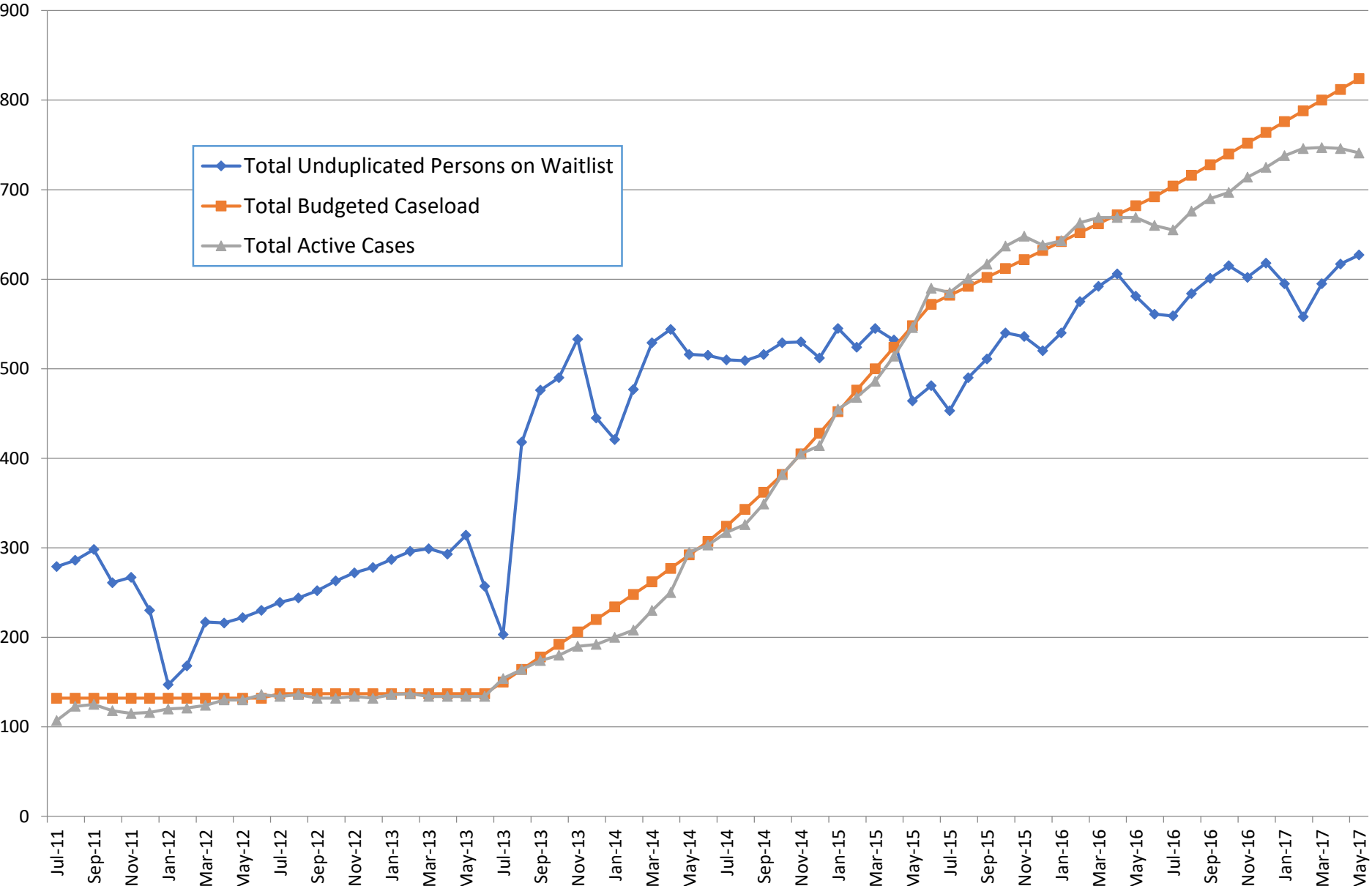
Aging and Disability Services Division
Autism Treatment Assistance Program (ATAP)
Brook Adie HPM 3
06/28/2017



ATAP

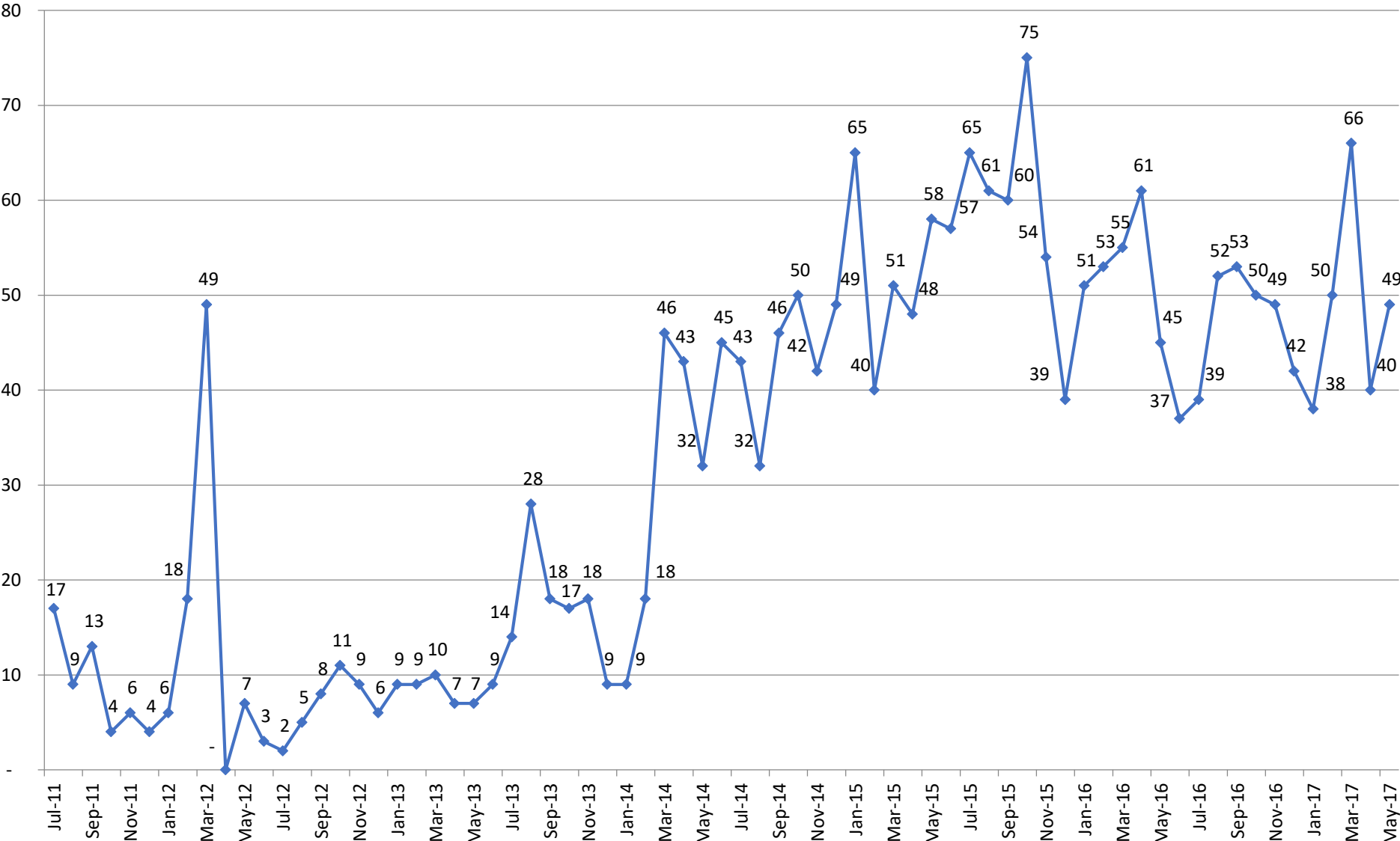
- May Monthly caseload to date (05/31/17)
 - 49 new applications
 - 1 new child received services
 - 741 active children, average age: 8
 - 627 total children waiting, average age: 7
 - Average wait time: 309 days

ATAP Caseload Growth



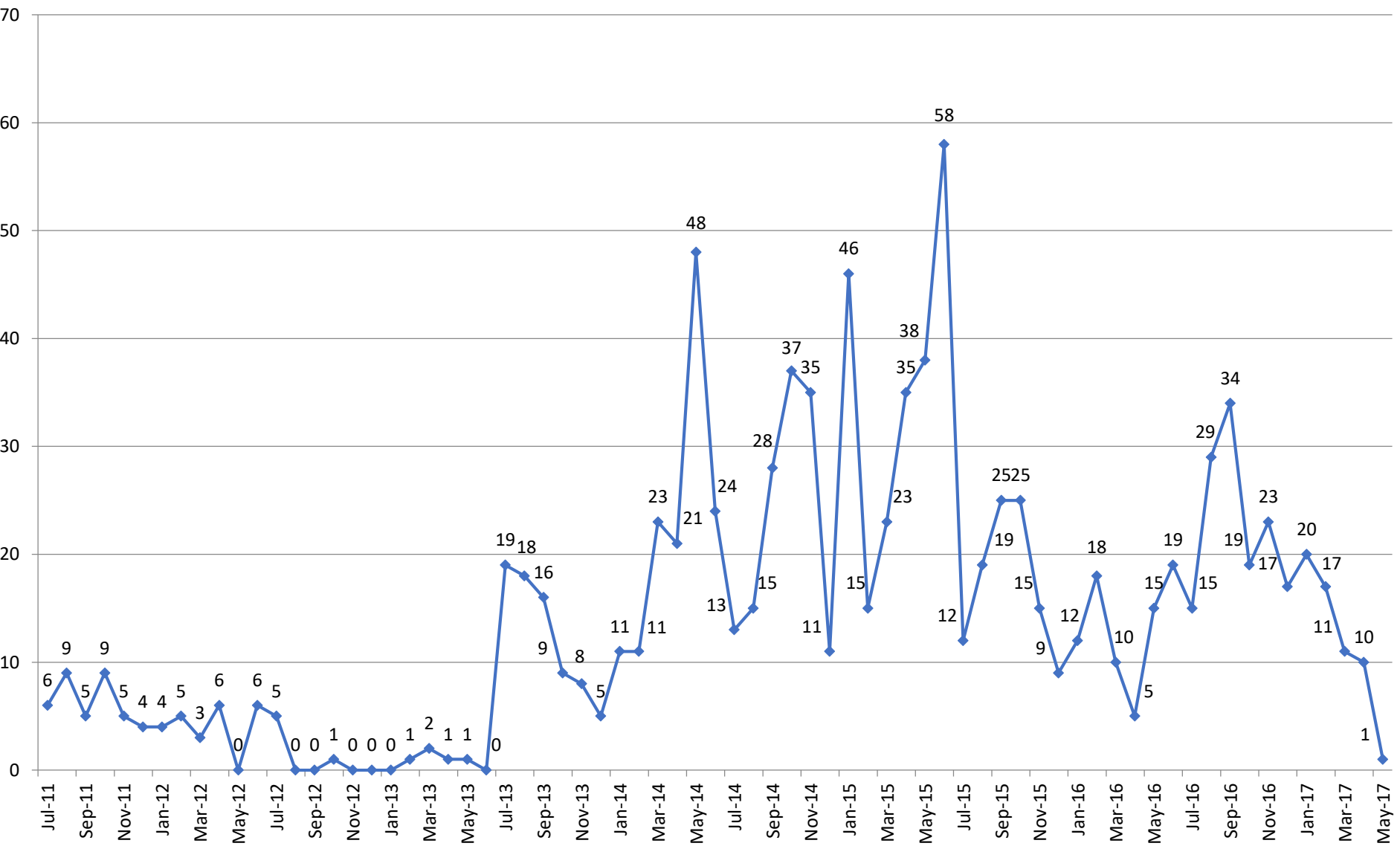
Referrals to date

New Applications



New Cases

Children placed in Active status



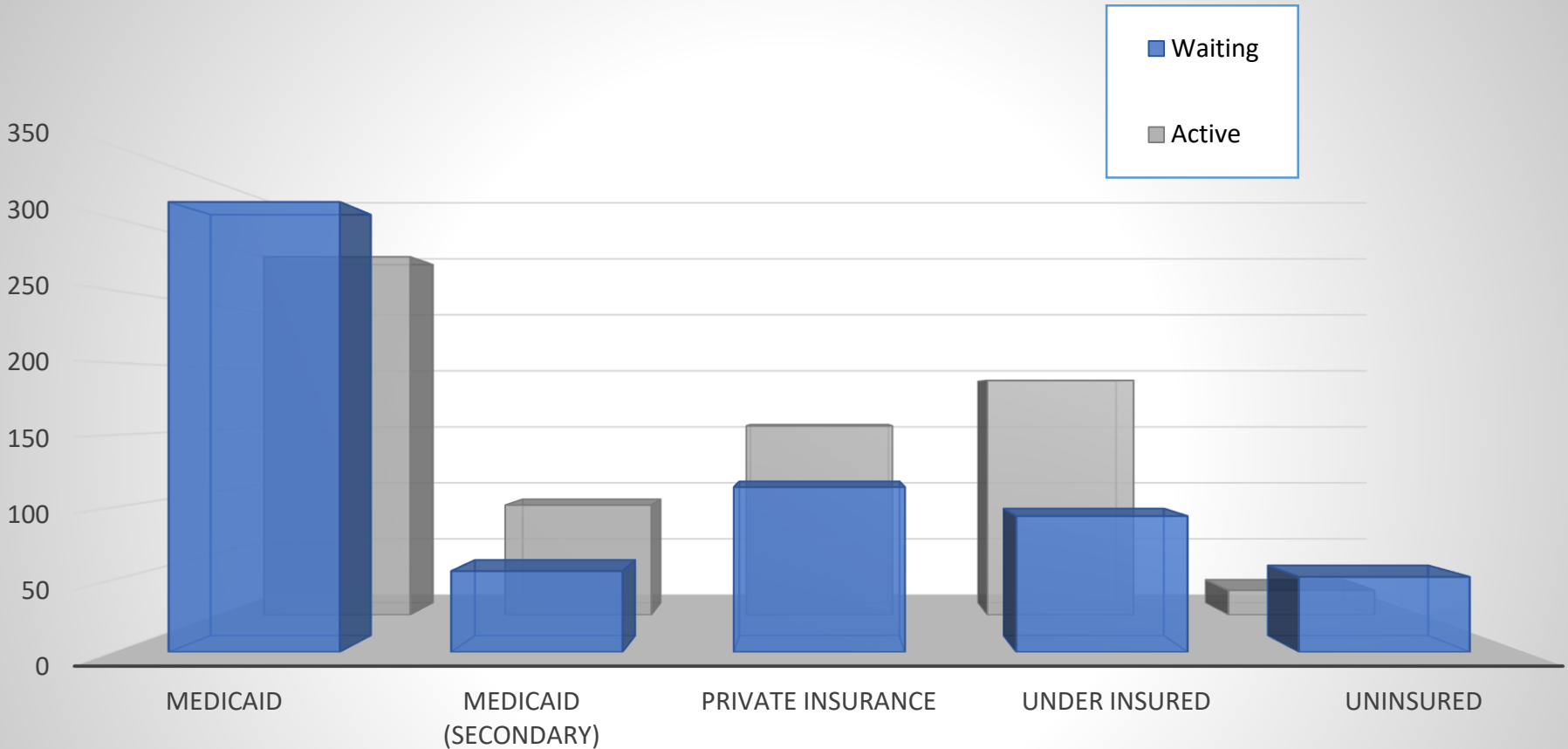
Active Children by Age

Age	Comprehensive	Insurance	Svc Coordination	Social Skills	Basic	Extensive	Therapeutic	Transition	Grand Total
2 Years old	9	4				1			14
3 Years old	19	19				2			40
4 Years old	49	26	1			2	1		79
5 Years old	55	17			1	3			76
6 Years old	45	13				2			60
7 Years old	54	14		1		8			77
8 Years old	23	21	1		1	12	1		59
9 Years old	20	12		4	3	29			68
10 Years old	10	12		2		27			51
11 Years old	5	7			5	31			48
12 Years old	4	9		3	6	25		1	48
13 Years old		6			7	20	1		34
14 Years old	1	12		5	4	13			35
15 Years old	2	5		2	3	8			20
16 Years old		6		3	2	2		1	14
17 Years old	1	2			3	2			8
18 Years old		6			1	1			8
19 Years old					2				2
Grand Total	297	191	2	20	38	188	3	2	741

Waiting Children by Age

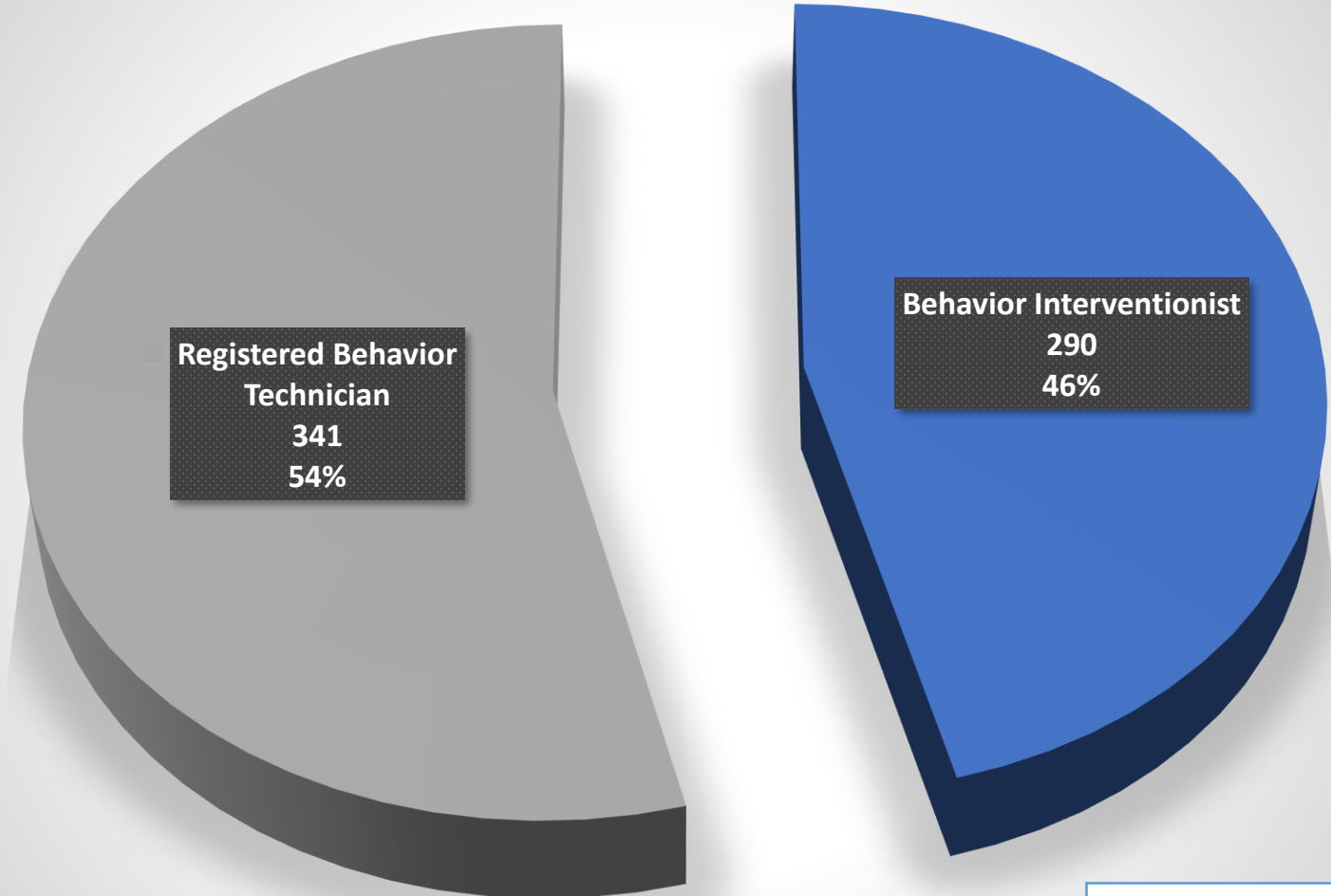
Age	Comprehensive	Insurance	Social Skills	Basic	Extensive	Plan Undetermined	Grand Total
1 Year old	2					2	4
2 Years old	14	12				48	74
3 Years old	35	38				41	114
4 Years old	33	14				22	69
5 Years old	19	20				18	57
6 Years old	27	17				8	52
7 Years old	12	5			6	11	34
8 Years old	2	9			18	3	32
9 Years old		3			19	4	26
10 Years old		9			12	14	35
11 Years old		5	1		16	4	26
12 Years old		2	1	1	20	4	28
13 Years old		5	1		8	9	23
14 Years old		4	1	3	7	7	22
15 Years old		2		2	3	5	12
16 Years old		1		2	5	3	11
17 Years old		1		1	2	2	6
18 Years old						2	2
Grand Total							0
	144	147	4	9	116	207	627

Insurance Coverage Availability



Interventionist to RBT changes

Total Paraprofessionals



- Behavior Interventionist
- Registered Behavior Technician

Medicaid Status Update

- Total number of Medicaid Active
 - Medicaid FFS (including Katie Beckett & Nevada Check Up)
 - 379 children
 - Managed Care Organization
 - 55 children HPN/Amerigroup (34/21 respectively)
- 74 children receiving Medicaid need to be transitioned to a Medicaid Provider
- To date there have been 310 Prior Authorizations (PA) submitted to Medicaid for 213 children

Medicaid Billing Summary

Month	Total paid to provider	Total billed to Medicaid	Total revenue received	Difference btwn what ATAP paid provider & Medicaid reimbursed
July 2016	317,298.62	16,887.82	3,758.41	(313,540.21)
August 2016	425,648.39	14,492.80	4,809.85	(420,838.54)
September 2016	336,403.36	47,729.40	16,796.59	(319,606.77)
October 2016	323,645.95	51,694.94	21,269.27	(302,376.68)
November 2016	316,607.27	68,370.80	36,149.06	(280,458.21)
December 2016	336,918.03	68,269.78	38,296.30	(298,621.73)
January 2017	322,979.59	22,375.85	19,068.77	(303,910.82)
February 2017	253,900.93	34,952.52	39,351.61	(214,549.32)
March 2017	246,346.26	12,307.17	32,040.84	(214,305.42)
April 2017	162,827.50	0.00	27,605.76	(135,221.74)
May 2017	0.00	0.00	0.00	0.00
June 2017	0.00	0.00	0.00	0.00
SFY 2017	3,042,575.90	337,081.08	239,146.46	(2,803,429.44)

Questions – Comments

Brook A. Adie MS, LSW

775-687-0555

baadie@adsd.nv.gov